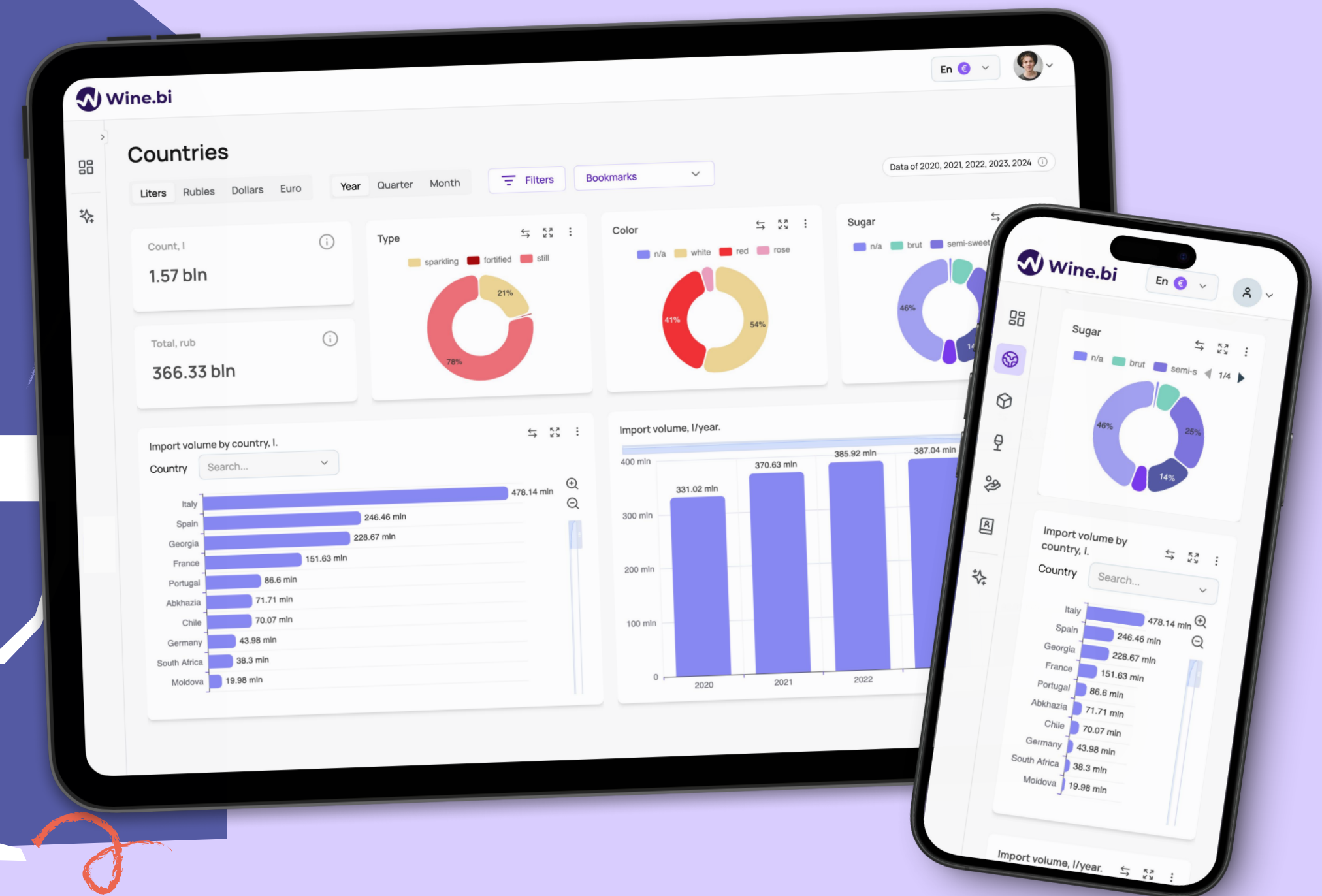


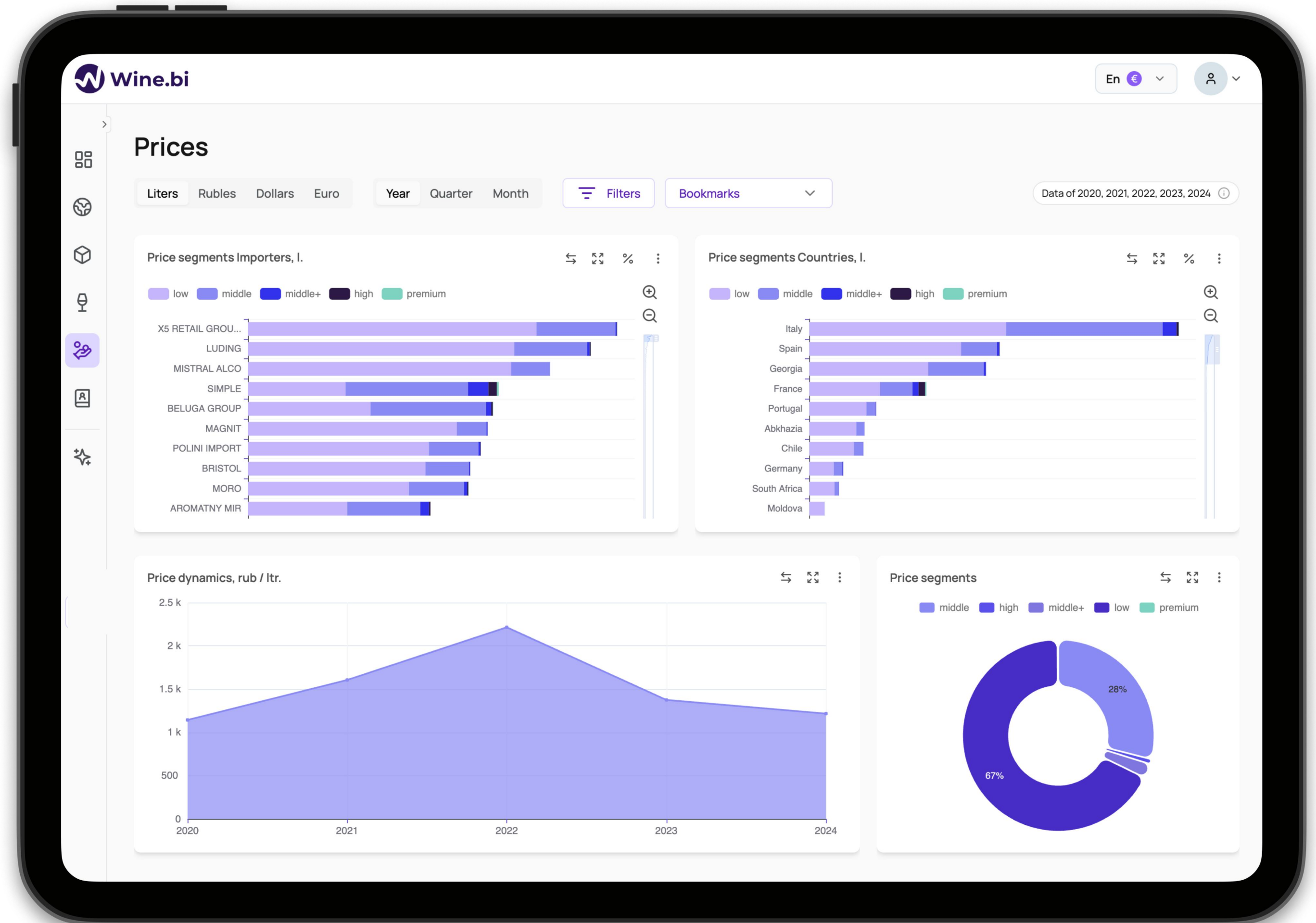
Interactive service for analysis of wine import market of Russia

Collection, processing, visualization of data in the form of interactive dashboards

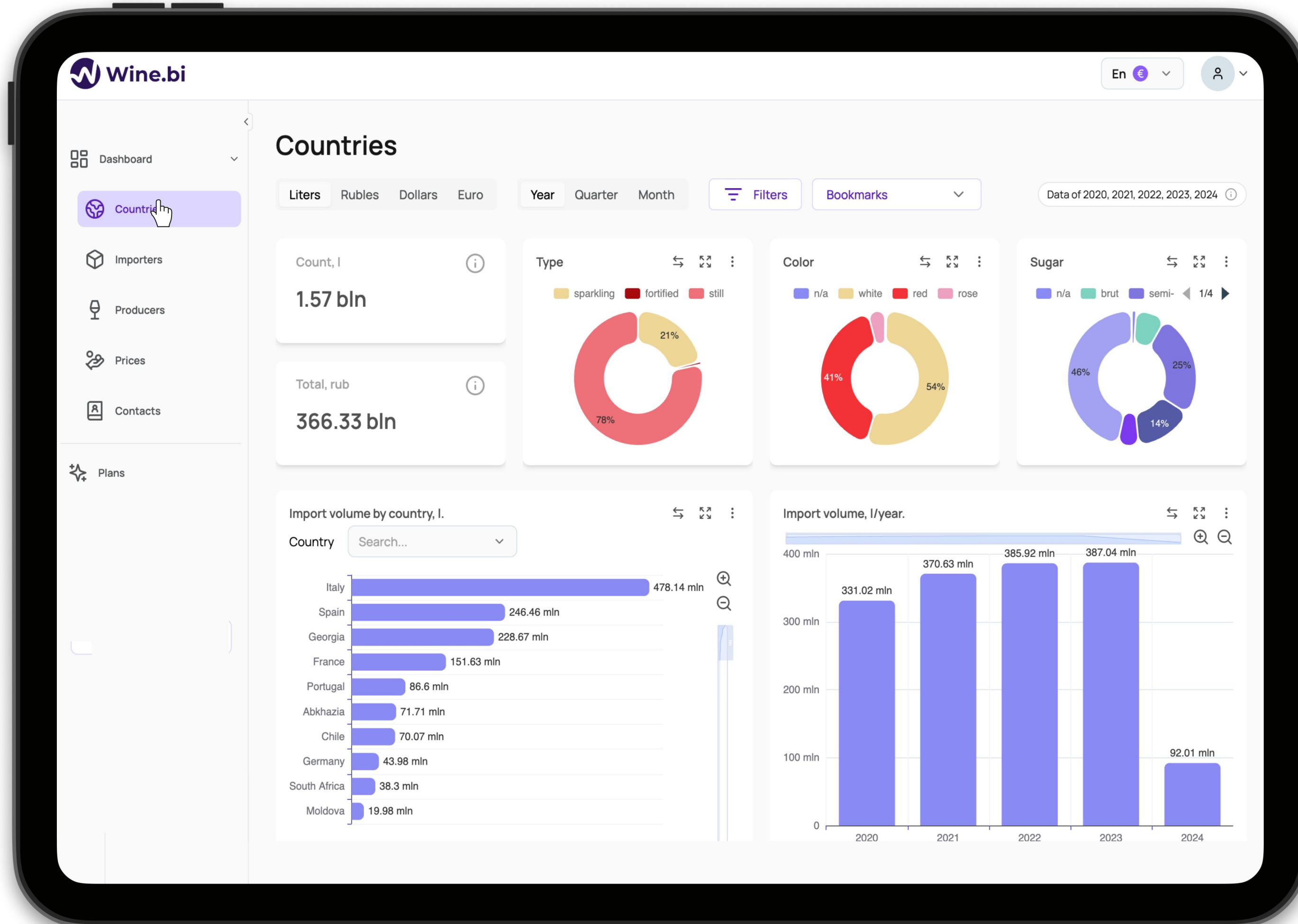


What we offer

Analytical dashboards with customizable filters.
An intuitive tool for tracking trends in the wine market, finding new growth points and analyzing competitors.



Tools



- Analytical dashboards
- Different types of charts
- Filters and bookmarks
- Report preparation
- Access to data for 2020-2024

Target audience

For manufacturers

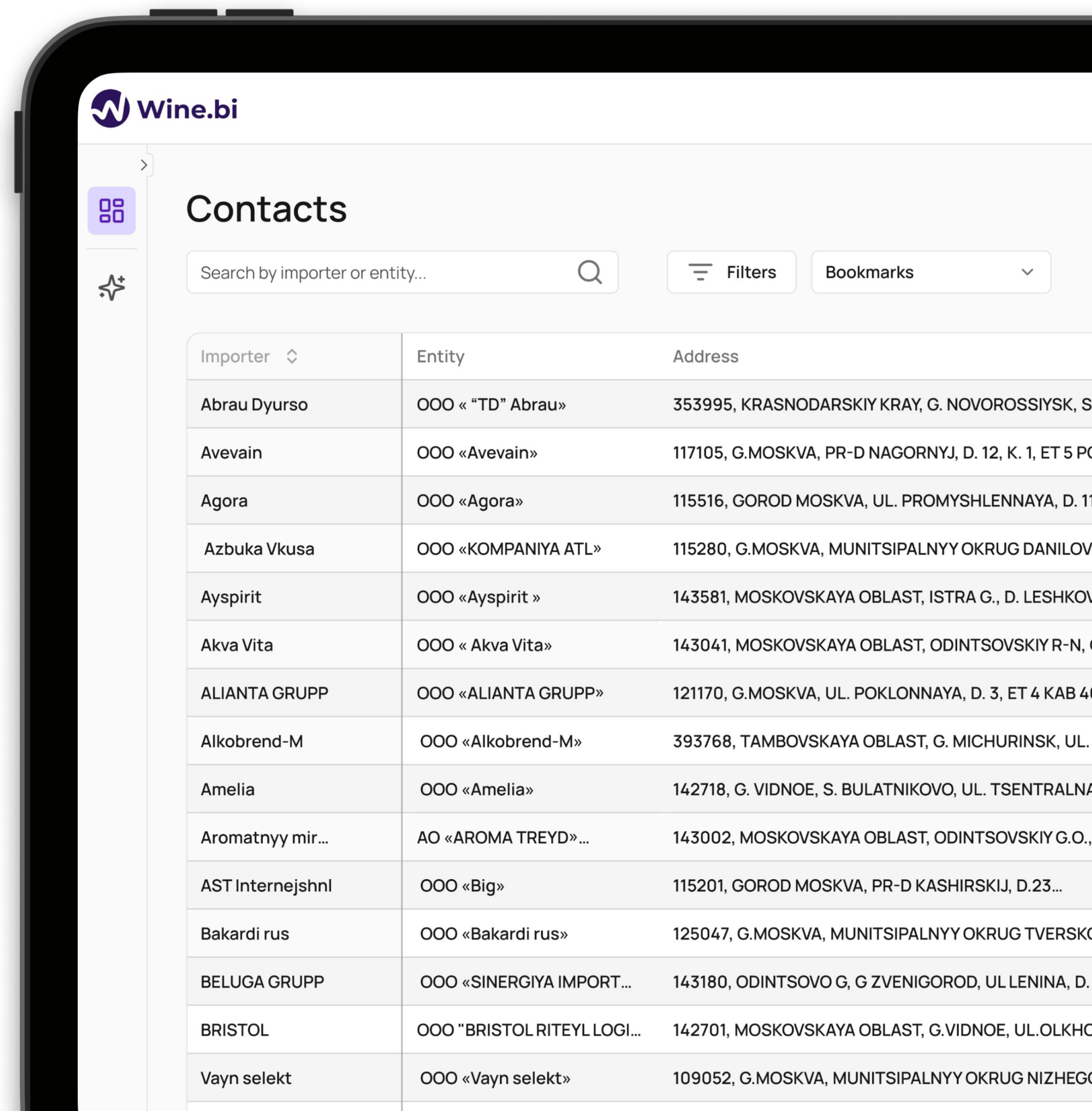
- Competitor analysis
- Expanding the geography of supplies
- Search for new customers (importers)
- Analysis of the structure of wine supplies to Russia

For importers

- Competitor analysis
- Analysis of manufacturers and suppliers
- Tracking changes in market preferences
- Dynamics of price changes

For other market participants

- For investors
- For logistics companies
- For trading companies
- For participants in related markets



Available dashboards

Countries

Volume of wine supplies to the Russian Federation in physical and value terms in dynamics by years/quarters/months.

Producers

Rating of producers and wineries supplying wine to the Russian Federation, and dynamics of import volumes depending on the selected filters.

Importers

Rating of importing companies and dynamics of import volumes depending on the selected filters.

Suppliers

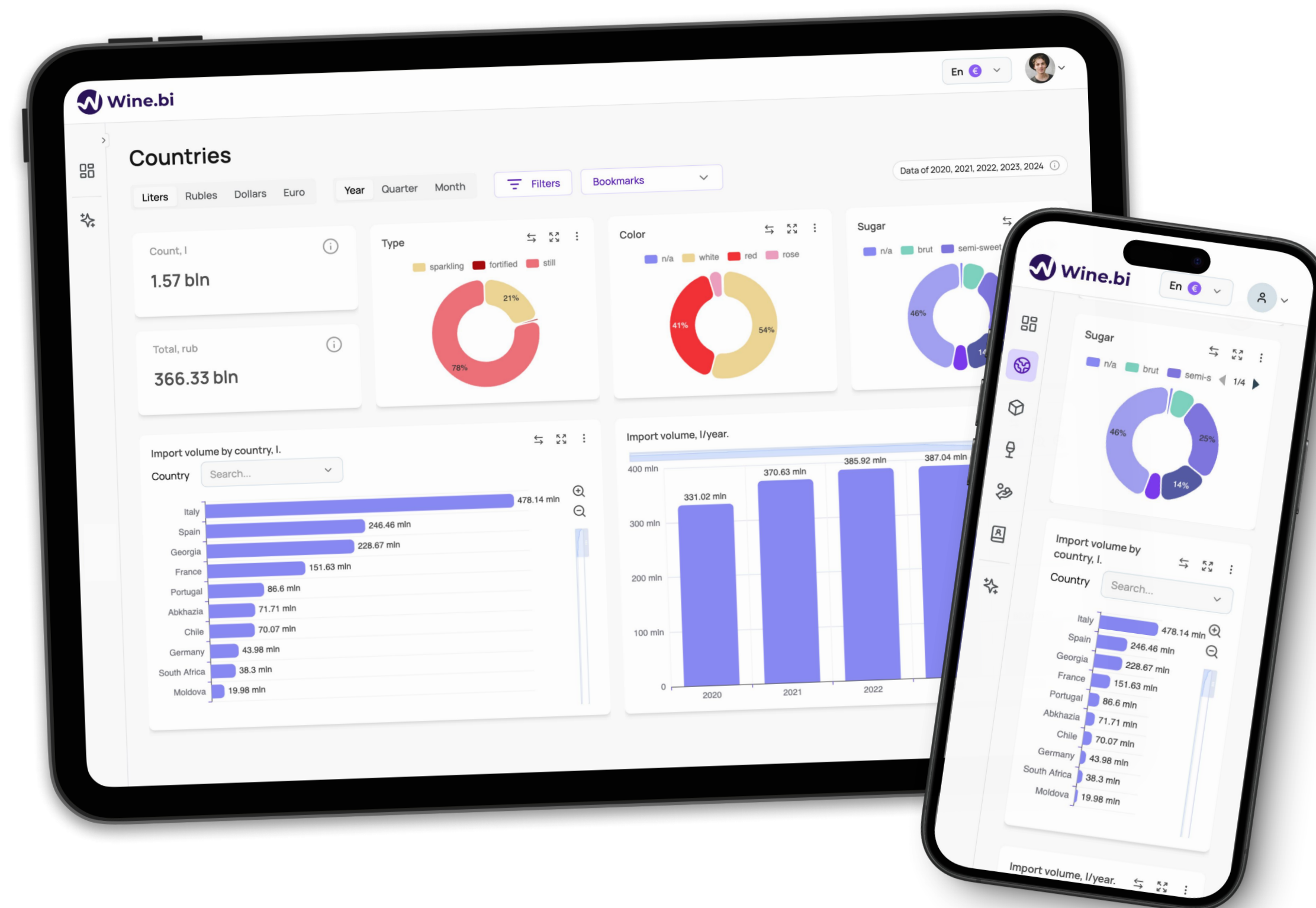
Rating of companies - suppliers of wine to the Russian Federation and dynamics of import volumes depending on the selected filters.

Prices

Distribution of import volumes by price segments for importers and countries, as well as dynamics of price changes for imported wine taking into account delivery terms.

Contacts

Contacts of importers with addresses, phone numbers, emails, managers and other information.



Benefits of the Wine.bi service

01

Data quality

You receive high-quality, cleaned data on all wine imports to the Russian Federation, starting from 2020.

02

Benefit for a year subscription

When subscribing to the Premium tariff for a year, you receive historical data + regular updates throughout the year.

03

Real savings

For example, for EUR 1,949.90 per year (EUR 162.49 per month), you get a whole team of analysts, experts, BI developers, while the cost of one analyst is \approx EUR 2,000.00 per month.

Benefits of the Wine.bi service

03

Speed and convenience

You will be able to save applied filters in bookmarks for quick report preparation, and you will also be able to download the received data to Excel for your own analysis.

05

Optimization

To obtain such level of analytics, you will need to collect data from various sources, it will take you at least six months to clean and systematize the data, and the costs will amount to more than EUR 10,000.

06

Service development

It is planned to add analytical dashboards: analysis of wine exports from the Russian Federation, own wine production in the Russian Federation, domestic wine consumption in the Russian Federation.

Tariffs

It is possible to choose a subscription with a tariff plan that perfectly suits your needs.

	1 month	12 months	Save up to 35%		
Plan title	Demo	Basic	Standard	Premium	
Update frequency	Data for 3 months of 2020	Regularly	Regularly	Regularly	
Bookmarks	✓	✓	✓	✓	
Report export	✓	—	✓	✓	
Detailing ⓘ	Deep	Shallow	Deep	Deep	
Companies info	—	✓	✓	✓	
Unlimited filters	✓	—	✓	✓	
Prices dashboard ⓘ	✓	—	✓	✓	
Historical data	—	—	—	✓	
Price, €	Free	€839.90	€1249.90	€1949.90	
	<input type="radio"/> Select	<input type="radio"/> Select	<input type="radio"/> Select	Current plan	

Contacts

Aleksandr Laletin

Project Manager

Contact us ↗

 info@wine.bi  wine.bi

